


Custom Dashboards

Which tiles are included in this guide?

Ref	Product	Title	Chart Type	Complexity
1	Analyze	Agreements uploaded by month	Bar/Column	LOW
2	Analyze	Agreements by Agreement Type	Pie	LOW
3	Analyze	Agreements renewing by month with Automatic Renewal	Bar/Column	MEDIUM
4	Analyze	MSAs renewing this year by month with Automatic Renewal & Termination for Convenience	Bar/Column	MEDIUM-HIGH
5	Analyze	Agreements renewing this year by month and Agreement Type with Automatic Renewal	Stacked Bar/Column	HIGH

Custom Dashboards

1: Agreements uploaded by month

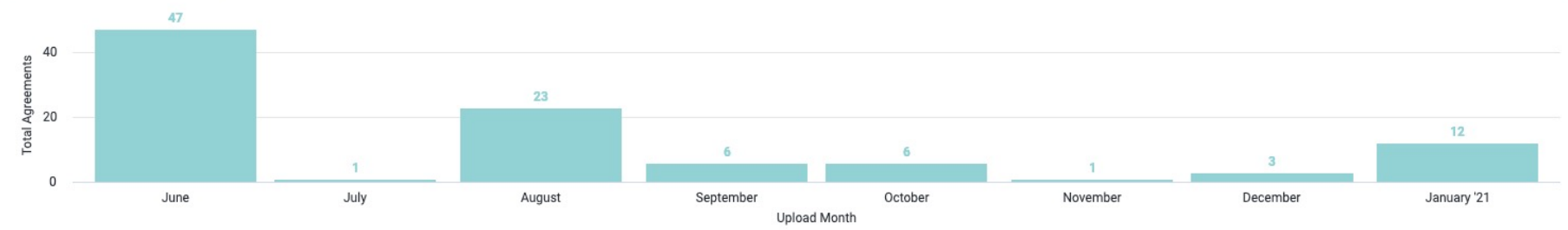


Ref	Product	Title	Chart Type	Complexity
1	Analyze	Agreements uploaded by month	Bar/Column	LOW

Filters Custom Filter

No filters selected.

Visualization Edit



Edit Settings

Plot Series Values X Y

Value Labels

Data Calculations Row Limit 500 Totals

Agreements Upload Month	Agreements Total Agreements
1 2021-01	12
2 2020-12	3
3 2020-11	1
4 2020-10	6
5 2020-09	6
6 2020-08	23
7 2020-07	1
8 2020-06	47

Upload Month

Total Agreements

Custom Dashboards

2: Agreements by Agreement Type

Ref	Product	Title	Chart Type	Complexity
2	Analyze	Agreements by Agreement Type	Pie	LOW

Filters: Custom Filter

No filters selected.

Visualization: Edit

Agreement Types	Agreement Type	Agreements Total	Agreements
1	Non Disclosure Agreement	389	
2	Master Agreement	324	
3	Service Agreement	152	
4	Sales Agreement	120	
5	Amendment	15	

Calculations: Row Limit 500 Totals

Agreement Type

Total Agreements

Custom Dashboards

3: Agreements renewing by month with Automatic Renewal

Ref	Product	Title	Chart Type	Complexity
3	Analyze	Agreements renewing by month with Automatic Renewal	Bar/Column	MEDIUM

Filters (4) Custom Filter

- Events Event Type: is equal to × +
- Event Dates Event Date: is on or after × +
- Smart Values Smart Value: is equal to × +
- Terms Term Value (T/F/NP): is equal to × +

- Event Type
- Event Date
- Smart Value
- Terms Value (T/F/NP)

Visualization Edit



Edit

Plot Series Values X Y

Value Labels

Plot Series Values X Y

Show Axis Name

Custom Axis Name:

Data Results SQL Calculations Row Limit 500 Totals

Event Dates Event Month	Agreements Total Agreements
1 2021-12	1
2 2021-11	0
3 2021-10	0
4 2021-09	1

- Event Month
- Total Agreements

Custom Dashboards

4: MSAs renewing this year by month with Automatic Renewal & Termination for Convenience

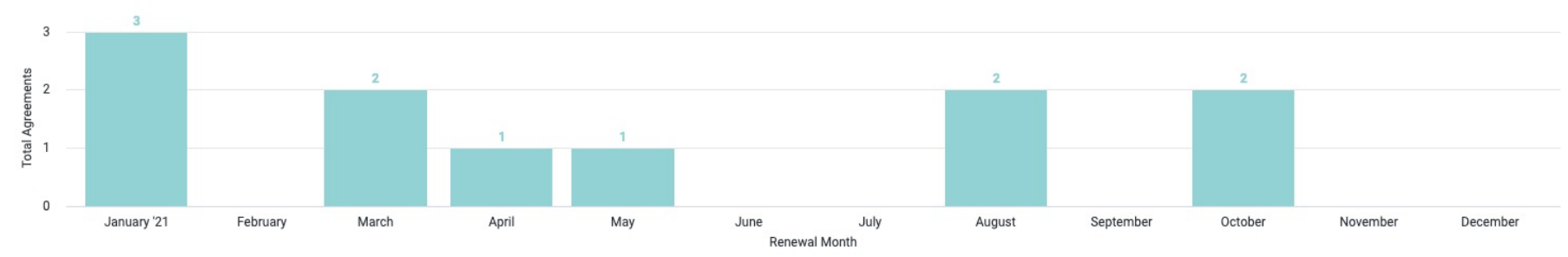
Ref	Product	Title	Chart Type	Complexity
4	Analyze	MSAs renewing this year by month with Automatic Renewal & Termination for Convenience	Bar/Column	MEDIUM-HIGH

Filters (5) Custom Filter

- Agreement Types Agreement Type: is equal to Master Agreement
- Events Event Type: is equal to Renewal Date
- Event Dates Event Date: is in the year 2021
- Smart Values Smart Value: is equal to Automatic Renewal, Termination For Convenience
- Terms Term Value (T/F/NP): is equal to True

- Agreement Type
- Event Type
- Event Date
- Smart Value
- Term Value (T/F/NP)

Visualization Edit



Edit

- Plot: Series Values X Y
- Value Labels
- Plot: Series Values X Y
- Show Axis Name
- Custom Axis Name: Renewal Month

Data Results SQL Calculations Row Limit 500 Totals

Event Dates Event Month	Agreements Total Agreements
1 2021-12	0
2 2021-11	0
3 2021-10	2
4 2021-09	0

- Event Month
- Total Agreements

Custom Dashboards

5: Agreements renewing this year by month and Agreement Type with Automatic Renewal

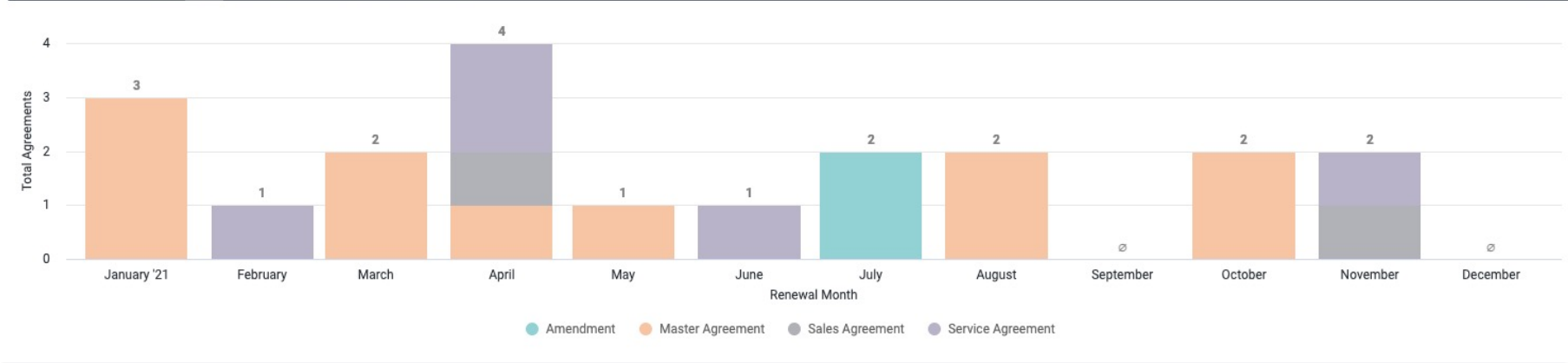
Ref	Product	Title	Chart Type	Complexity
5	Analyze	Agreements renewing this year by month and Agreement Type with Automatic Renewal	Stacked Bar/Column	HIGH

Filters (4) Custom Filter

- Events Event Type: is equal to [Renewal Date x]
- Event Dates Event Date: is in the year [2021]
- Smart Values Smart Value: is equal to [Automatic Renewal x]
- Terms Term Value (T/F/NP): is equal to [True x]

- Event Type
- Event Date
- Smart Value
- Term Value (T/F/NP)

Visualization Edit



Edit

Plot Series Values X Y

Series Positioning

- Grouped
- Stacked
- Stacked Percentage

Plot Series Values X Y

- Value Labels
- Label Null Columns
- Totals Labels

Data Results SQL Calculations Row Limit 500 Column Limit Totals Row Totals

Agreement Types Agreement Type	Amendment	Master Agreement	Sales Agreement	Service Agreement
Event Dates Event Month	Agreements Total Agreements	Agreements Total Agreements	Agreements Total Agreements	Agreements Total Agreements
1 2021-12				
2 2021-11				1
3 2021-10			2	
4 2021-09				
5 2021-08			2	

- Event Month
- Total Agreements
- Agreement Type